


















## Product Brochure

NO.	Items Name	Model	Photos (for reference)	Specification	Remark
1	Candy Floss Maker	ECF-520		Voltage: 220~240V/50Hz Power: 1030W Bowl Diameter: Φ52CM Work Efficiency: 1 unit/30 seconds Dimension: 520*520*500mm	* Food pot material :304 stainless steel * Body material :A3 Iron with coating * Drawer material:430 stainless steel
2	Candy Floss Maker	ECF-520C		Voltage: 220~240V/50Hz Power: 1030W Bowl Diameter: Φ52CM Work Efficiency: 1 unit/30 seconds Dimension: 520*750*910mm	* Food pot material :304 stainless steel * Body material :A3 Iron with coating * Drawer material:430 stainless steel * With cart & wheels
3	Candy Floss Maker	ECF-520S		Voltage:220~240v-50HZ Heat Power:1080W Size:520*520*415mm Pot Diameter:520*350mm N.W: 12KG G.W: 14KG	* Food pot material :304 stainless steel * Body material :A3 Iron with coating * Drawer material:430 stainless steel * With cart & wheels
4	Candy Floss Maker	ECF-730		Voltage: 220~240V/50Hz Power: 1030W Bowl Diameter: Φ73CM Work Efficiency: 1 unit/30 seconds Dimension: 720*720*500mm	* Food pot material :304 stainless steel * Body material :A3 Iron with coating * Drawer material:430 stainless steel
5	Candy Floss Maker	ECF-730C		Voltage: 220~240V/50Hz Power: 1030W Bowl Diameter: Φ73CM Work Efficiency: 1 unit/30 seconds Dimension: 960*720*1280mm	* Food pot material :304 stainless steel * Body material :A3 Iron with coating * Drawer material:430 stainless steel * With cart & wheels
6	Candy Floss Machine(General)	ECF-460A		Voltage: 220V~50HZ Power: 1.2KW Size: 460*460*460mm Pot Diameter: 460mm NW: 7KG GW: 8.6KG	Body material is A3 iron,with coating Drawer 201 material the basin 201, 0.8 thick Sugar head is aluminum
7	Candy Floss Machine(General)	ECF-520A		Voltage: 220V~50HZ Power: 1.2KW Size: 520*520*460mm Pot Diameter: 520mm NW: 7.3KG GW: 9.1KG	Body material is A3 iron,with coating Drawer 201 material the basin 201, 0.8 thick Sugar head is aluminum
8	Candy Floss Machine(General)	ECF-720A		Voltage: 220V~50HZ Power: 1.2KW Size: 720*720*460mm Pot Diameter: 720mm NW: 10.2KG GW: 12.2KG	Body material is A3 iron,with coating Drawer 201 material the basin 201, 0.8 thick Sugar head is aluminum

## Product Brochure

NO.	Items Name	Model	Photos (for reference)	Specification	Remark
9	Candy Floss Machine(General)	GCF-460A		Used Gas: LPG Size: 460*460*425mm Pot Diameter: 460mm NW: 7KG GW: 8.6KG	Body material is A3 iron, with coating Drawer 201 material the basin 201, 0.8 thick Sugar head is aluminum
10	Candy Floss Machine(General)	GCF-520A		Used Gas: LPG Size: 520*520*425mm Pot Diameter: 520mm NW: 7.3KG GW: 9.1KG	Body material is A3 iron, with coating Drawer 201 material the basin 201, 0.8 thick Sugar head is aluminum
11	Candy Floss Machine(General)	GCF-720A		Used Gas: LPG Size: 720*720*425mm Pot Diameter: 720mm NW: 10.2KG GW: 12.2KG	Body material is A3 iron, with coating Drawer 201 material the basin 201, 0.8 thick Sugar head is aluminum
12	Candy Floss Machine(General)	ECF-460B		Voltage: 220V~50HZ Power: 1.2KW Size: 460*460*425mm Pot Diameter: 460mm NW: 6.4KG GW: 8.3KG	Body material is A3 iron, with coating Drawer 201 material the basin 201, 0.8 thick Sugar head is aluminum
13	Candy Floss Machine(General)	ECF-520B		Voltage: 220V~50HZ Power: 1.2KW Size: 520*520*425mm Pot Diameter: 520mm NW: 6.7KG GW: 9.6KG	Body material is A3 iron, with coating Drawer 201 material the basin 201, 0.8 thick Sugar head is aluminum
14	Candy Floss Machine(General)	ECF-720B		Voltage: 220V~50HZ Power: 1.2KW Size: 720*720*425mm Pot Diameter: 720mm NW: 9.6KG GW: 12KG	Body material is A3 iron, with coating Drawer 201 material the basin 201, 0.8 thick Sugar head is aluminum
15	Candy Floss Machine(General)	GCF-460B		Used Gas: LPG Size: 460*460*425mm Pot Diameter: 460mm NW: 6.4KG GW: 8.3KG	Body material is A3 iron, with coating Drawer 201 material the basin 201, 0.8 thick Sugar head is aluminum
16	Candy Floss Machine(General)	GCF-520B		Used Gas: LPG Size: 520*520*425mm Pot Diameter: 520mm NW: 6.7KG GW: 9.6KG	Body material is A3 iron, with coating Drawer 201 material the basin 201, 0.8 thick Sugar head is aluminum

## Product Brochure

NO.	Items Name	Model	Photos (for reference)	Specification	Remark
17	Candy Floss Machine(General)	GCF-720B		Used Gas: LPG Size: 720*720*425mm Pot Diameter: 720mm NW: 9.6KG                      GW: 12KG	Body material is A3 iron,with coating Drawer 201 material the basin 201, 0.8 thick Sugar head is aluminum