





Product Brochure

NO.	Items Name	Model	Photos (for reference)	Specification	Remark
1	Chips Warmer Station	CW-1/1		Voltage:220-240V/50Hz or110V/60Hz Power:600W Dimension:340*570*437mm N.W:8KG G.W:9KG	* 201 stainless steel material * Include One 1/1GN*65mm
2	Food Heat Lamp	CW-250		Voltage: 220-240V/50Hz or110V/60Hz Power: 250W Dimension: 490*370*280mm Adjustable Aluminum Arm for Different Heat Settings Add Cable Clamps on Adjustable Aluminum Arm On/Off Switch is covered with transparent silicone protective sleeve, located out of the heat zone	* Infrared bulb * Spun aluminum shape with flared rim for added strength * Punched hole for more even heat dissipation * Ceramic socket with nickel plated contacts to prevent fusing * High temperature internal wiring and durable external wiring for your safety * Excluded Food quality stainless steel tray optional
3	Food Heat Lamp	CW-500		Voltage: 220-240V/50Hz Power: 250W Dimension: 495*360*600mm Adjustable Aluminum Arm for Different Heat Settings Add Cable Clamps on Adjustable Aluminum Arm On/Off Switch is covered with transparent silicone protective sleeve, located out of the heat zone	* Infrared bulb * Spun aluminum shape with flared rim for added strength * Punched hole for more even heat dissipation * Ceramic socket with nickel plated contacts to prevent fusing * High temperature internal wiring and durable external wiring for your safety * Excluded Food quality stainless steel tray optional
4	Food Heat Lamp	CW-750		Voltage: 220-240V/50Hz or110V/60Hz Power: 250W x3 Dimension: 740*335*790mm Adjustable Aluminum Arm for Different Heat Settings Add Cable Clamps on Adjustable Aluminum Arm On/Off Switch is covered with transparent silicone protective sleeve, located out of the heat zone	* Infrared bulb * Spun aluminum shape with flared rim for added strength * Punched hole for more even heat dissipation * Ceramic socket with nickel plated contacts to prevent fusing * High temperature internal wiring and durable external wiring for your safety * Excluded Food quality stainless steel tray optional

Product Brochure

NO.	Items Name	Model	Photos (for reference)	Specification	Remark
5	Chips Warmer Station	CW-560		Voltage:220-240V/50Hz or110V/60Hz Power: 800W Dimension:560*600*650mm Container size: 465*490*150mm N.W:21KG G.W:25KG	* 201 stainless steel material * Quaetz tube as heater
6	Chips warmer station	CW-6		Voltage:220-240V/50HZ 110V/60HZ Power: 1100Watt Dimension:600*700*1650mm Container size: 565*530*150mm N.W:50KG G.W:68KG	*201 stainless steel material *Quaetz tube as heater