






Product Brochure

NO.	Items Name	Model	Photos (for reference)	Specification	Remark
1	Commercial Automatic Coffee Grinder with touch screen	MCG-680		Voltage:220V-50Hz Power: 450W Speed: 1400RPM Bean hopper : 1200G Grinding Capacity : 10~19kgs / Hour Dimension: 320*250*635mm N.W: 15.5KGS G.W: 18.5KGS	* 74MM Burr Grinders (Flat Wheel) * Aluminum Body
2	Commercial Automatic Coffee Grinder with touch screen	MCG-900		Voltage:220V-50Hz Power: 550W Speed: 1400RPM Bean hopper : 1200G Grinding Capacity : 15~30kgs / Hour Dimension: 320*180*615mm N.W: 18KGS G.W: 20KGS	* 83MM Burr Grinders (Flat Wheel) * Aluminum Body
3	Coffee Grinder	MCG-600AB		Voltage: 220-240V/50Hz Power: 350W Speed: 1400RPM Bean hopper : 1200G Grinding Capacity : 7~12Kg/H Dimension: 300*210*560mm N.W:12.5KG G.W: 15.5KG	* Commercial Manual Coffee Grinder * 64MM Burr Grinders (Flat Wheel),with round handle * Aluminum Body +ABS Hopper * Color: black/white/solver/red/pink/orange/blue/navy
4	Coffee Grinder	MCG-600AC		Voltage: 220-240V/50Hz Power: 350W Speed: 1400RPM Bean hopper : 1200G Grinding Capacity : 7~12Kg/H Dimension: 360*250*580mm N.W:14.5KG G.W: 17KG	* Commercial Manual(Sami-Automatic) Coffee Grinder * 64MM Burr Grinders (Flat Wheel),with round handle * Aluminum Body +ABS Hopper * Color: black/white/solver/red/pink/orange/blue/navy
5	Coffee Grinder	MCG-600AD		Voltage: 220-240V/50Hz Power: 350W Speed: 1400RPM Bean hopper : 1200G Grinding Capacity : 7~12Kg/H Dimension: 300*210*560mm N.W:11KG G.W: 14KG	<ul style="list-style-type: none"> ● Commercial Automatic Coffee Grinder with touch screen ● 64mm Burr Grinders (Flat Wheel) ● Aluminum Body +ABS Hopper ● Color: black/white/solver/red/pink/orange/blue/navy ● Certification: CE

Product Brochure

NO.	Items Name	Model	Photos (for reference)	Specification	Remark
6	Coffee Grinder	MCG-600AE		Voltage: 220-240V/50Hz Power: 350W Speed: 1400RPM Bean hopper : 1200G Grinding Capacity : 7~12Kg/H Dimension: 300*210*560mm N.W:11KG G.W: 14KG	* Commercial Coffee Grinder * 64MM Burr Grinders (Flat Wheel) * Aluminum Body +ABS Hopper * Color: black/white/silver/red/pink/orange/blue/navy
7	Coffee Grinder	MCG-700AB		Voltage: 220-240V/50Hz Power: 350W Speed: 1400RPM Bean hopper : 1200G Grinding Capacity : 7~12Kg/H Dimension: 300*210*560mm N.W.:12.5KG G.W: 15.5KG	* Commercial Manual Coffee Grinder * 64MM Burr Grinders (Flat Wheel),with Flat handle. * Aluminum Body
8	Coffee Grinder	MCG-700AC		Voltage: 220-240V/50Hz Power: 350W Speed: 1400RPM Bean hopper : 1200G Grinding Capacity : 7~12Kg/H Dimension: 220*240*580mm N.W: 10.5KG G.W: 12.5KG	* Commercial Automatic Coffee Grinder * 64MM Burr Grinders (Flat Wheel) * Aluminum Body
9	Coffee Grinder	MCG-700AD		Voltage: 220-240V/50Hz Power: 350W Speed: 1400RPM Bean hopper : 1200G Grinding Capacity : 7~12Kg/H Dimension: 220*275*580mm N.W: 10.5KG G.W: 12.5KG	* Commercial Automatic Coffee Grinder * 64MM Burr Grinders (Flat Wheel) * Aluminum Body
10	Coffee Grinder	MCG-800		Voltage: 220-240V/50Hz Power: 180W Speed: 1400RPM Bean hopper : 500G Grinding Capacity : 3~6Kg/H Dimension: 230*145*450mm N.W: 6.8KG G.W: 8KG	● Household Automatic Coffee Grinder ● 50mm Burr Grinders (Flat Wheel) ● Aluminum Body ● Certification: CE

Product Brochure

NO.	Items Name	Model	Photos (for reference)	Specification	Remark
11	Coffee Grinder	MCG-800AC		Voltage: 220-240V/50Hz Power: 180W Speed: 1400RPM Bean hopper : 500G Grinding Capacity : 3~6Kg/H Dimension: 230*145*450mm N.W: 6.6KG G.W: 7.8KG	* Commercial Coffee Grinder * 50MM Burr Grinders (Flat Wheel) * Aluminum Body
12	Coffee Grinder	MCG-650		Voltage: 220-240V/50Hz Power: 350W Speed: 1300RPM Bean hopper : 1500G Grinding Capacity : 9~18Kg/H Dimension: 330*240*640mm N.W:14.5 KGS G.W: 17.5KGS	* Commercial Automatic Coffee Grinder with Touch Screen * 64MM Burr Grinders (Flat Wheel) * Aluminum Body
13	Coffee Grinder	MCG-650P		Voltage: 220-240V/50Hz Power: 450W Speed: 1400RPM Bean hopper : 1500G Grinding Capacity : 9~18Kg/H Dimension: 330*240*640mm N.W:14.5 KGS G.W: 17.5KGS	* Commercial Automatic Coffee Grinder with Touch Screen * 74MM Burr Grinders (Flat Wheel) * Aluminum Body
14	Coffee Grinder	MCG-650AB		Voltage: 220-240V/50Hz Power: 350W Speed: 1300RPM Bean hopper : 1500G Grinding Capacity : 9~18Kg/H Dimension: 330*240*640mm N.W:14.5 KGS G.W: 17.5KGS	* Commercial Automatic Coffee Grinder with Touch Screen * 64MM Burr Grinders (Flat Wheel) * Aluminum Body
15	Coffee Grinder	MCG-650ABP		Voltage: 220-240V/50Hz Power: 450W Speed: 1400RPM Bean hopper : 1500G Grinding Capacity : 9~18Kg/H Dimension: 330*240*640mm N.W:14.5 KGS G.W: 17.5KGS	* Commercial Automatic Coffee Grinder with Touch Screen * 74MM Burr Grinders (Flat Wheel) * Aluminum Body