






Product Brochure

NO.	Items Name	Model	Photos (for reference)	Specification	Remark
1	Espressor Coffee Machine	CFM-3201		Voltage: 230V/50Hz Power: 4200W Pressure: 9bar Boiler: 7L Packing Size: 940*645*620mm N.W: 52.5KG G.W: 64KG	<ul style="list-style-type: none"> Stainless steel mirror housing & plastic side cover 4.3 inches resistive colorful touch screen, can show the time and temperature of coffee Multifunction for coffee, steam and hot water at the same time Commercial rotary vane pump with 9bar pressure Inlet pipe to connect tap water & drain pipe to drain water directly With ow-meter, coffee will automatic stop Different barometers to show temperature and pressure Full cooper inner pipe S.S. primary and secondary steaming boiler with 12L capacity Two stainless steel boiler with 500ml capacity for coffee Professional s.s. porta-Iter holder and Iter with 58mm diameter Pre-infusion system to ensure perfect extraction and crema S.S. steam and water pipe for cappuccino and hot water Top cover cup-warming plate & adjustable non-slip foot Certification: CE
2	Coffee Machine	CFM-2086		Voltage: 220-240V/50Hz or 110V/60Hz Power: 2.06Kw Capacity: 2.2L Brewing Time: 7 minutes/jug Up to 140 cups(16.8L) per hour N.W.: 5.8 Kg G.W.: 7.5Kg	<ul style="list-style-type: none"> *Stainless steel body and brew chamber *With glass jug 2pcs(1.8L) GDB-12 & filter paper * on/off switch * Brewing indicator *Triple safety protection * with plastic filter pan * changed with plastic lid of water reservoir * With two warming plate on the Top & base)
3	Coffee Machine	CFM-0001		Voltage: 220-240V/50Hz or 110V/60Hz Power: 2.06Kw Capacity: 2.2L Brewing Time: 7 minutes/jug Up to 140 cups(16.8L) per hour N.W.: 6.5Kg G.W.: 7.9Kg	<ul style="list-style-type: none"> * Stainless steel body and brew chamber * with Air pot & filter paper * on/off switch * Brewing indicator * Triple safety protection * with plastic filter pan * changed with plastic lid of water reservoir * With two warming plate on the Top & base) * Thermo pump system
4	Coffee Machine	CFM-2086S		Voltage:230V-50Hz Power: 2060W Capacity: 2.2L Brewing timer: 7 minutes/jug Up to 140 cups(16.8L) per hour N.W:6.50, KGS G.W:7.90KGS	<ul style="list-style-type: none"> *Stainless steel body and brew chamber *With glass jug 2pcs(1.8L) GDB-12 & filter paper * on/off switch * Brewing indicator *Triple safety protection * with plastic filter pan * changed with plastic lid of water reservoir * With two warming plate on the Top & base) Customer P/N BGK2-GK Coffee Maker w/GDB-12*2

Product Brochure

NO.	Items Name	Model	Photos (for reference)	Specification	Remark
5	Coffee Machine	CFM-0001S		Voltage:230V-50Hz Power: 2060W Capacity: 2.2L Brewing timer: 7 minutes/jug Up to 140 cups(16.8L) per hour N.W:6.50, KGS G.W:7.90KGS	<ul style="list-style-type: none">* Stainless steel body and brew chamber* with Air pot & filter paper* on/off switch* Brewing indicator* Triple safety protection* with plastic filter pan* changed with plastic lid of water reservoir* With two warming plate on the Top & base) Customer P/N BGK2-T Coffee Maker w/air pot