

## Product Brochure

NO.	Items Name	Model	Photos (for reference)	Specification	Remark
1	Water Boiler	WB-10A		Voltage:220v-240v~50Hz Power: 2.5kw Capacity: 8L N.W:13KG /G.W:15KG Product Size:260*390*585mm Packing Size:500*360*680mm	Black titanium brushed stainless steel (with motor, support tap water or bottled water),1pcs water faucet,1pcs steam faucet
2	Water Boiler	WB-10B		Voltage:220v-240v~50Hz Power: 2.5kw Capacity: 8L N.W:13KG /G.W:15KG Product Size:260*390*585mm Packing Size:500*360*680mm	Brushed stainless steel (with motor, support tap water or bottled water),1 pcs water faucet,1 pcs steam faucet
3	Water Boiler	WB-8AE		Voltage:220v-240v~50Hz Power: 2.5kw Capacity: 8L N.W:13KG /G.W:15KG Product Size:260*390*585mm Packing Size:500*360*680mm	Double steam milk foam machine black titanium brushed stainless steel (with motor,support tap water or tap water), 2 pcs steam taps
4	Water Boiler	WB-8BE		Voltage:220v-240v~50Hz Power: 2.5kw Capacity: 8L N.W:13KG /G.W:15KG Product Size:260*390*585mm Packing Size:500*360*680mm	Double steam milk foam machine with brushed stainless steel (electric motor,support tap water or bottled water),2 pcs steam taps
5	Water Boiler	WB-10H		Voltage:220v-240v~50Hz Power: 2.5kw Capacity: 10L Output capacity: 35L/hour N.W:8KG /G.W:9KG Product Size:190*240*650mm Packing Size:395*240*690mm	Quantitative boiling water machine (hot and cold double temperature),1 pcs big tap
6	Water Boiler	WB-8FA/B		Voltage:220v-240v~50Hz Power: 2.5kw Capacity: 8L Output capacity: 22L/hour N.W:6KG /G.W:7KG Product Size:190*240*520mm Packing Size:395*240*575mm	Black titanium stainless steel (black or silver) latest economical model,1 pcs large head
7	Water Boiler	WB-10FA/B		Voltage:220v-240v~50Hz Power: 2.5kw Capacity: 10L Output capacity: 35L/hour N.W:8KG /G.W:9KG Product Size:190*240*650mm Packing Size:395*240*685mm	Black titanium stainless steel (black or silver) latest model,1 pcs large faucet








## Product Brochure

NO.	Items Name	Model	Photos (for reference)	Specification	Remark
8	Water Boiler	WB-30FA/B		Voltage:220v-240v~50Hz Power: 3kw Capacity: 30L Output capacity: 90L/hour N.W:11KG /G.W:12KG Product Size:190*340*740mm Packing Size:495*240*795mm	Black titanium stainless steel (black or silver) latest economical model,1 pcs large head
9	Water Boiler	WB-10SA		Voltage:220v-240v~50Hz Power: 2.5kw Capacity: 10L Output capacity: 35L/hour N.W:8KG /G.W:9KG Product Size:190*240*630mm Packing Size:395*240*690mm	Black titanium stainless steel (constant temperature timing),1 pcs large faucet
10	Water Boiler	WB-10SB		Voltage:220v-240v~50Hz Power: 2.5kw Capacity: 10L Output capacity: 35L/hour N.W:8KG /G.W:9KG Product Size:190*240*630mm Packing Size:395*240*690mm	Stainless steel (constant temperature timing),1 pcs faucet
11	Water Boiler	WB-10SA-D		Voltage:220v-240v~50Hz Power: 2.5kw Capacity: 10L Output capacity: 35L/hour N.W:9KG /G.W:10KG Product Size:220*240*630mm Packing Size:280*395*685mm	Black titanium stainless steel (fixed temperature timing) (hot and cold double temperature),2 small faucets
12	Water Boiler	WB-10SA-E		Voltage:220v-240v~50Hz Power: 2.5kw Capacity: 10L Output capacity: 35L/hour N.W:9KG /G.W:10KG Product Size:300*270*525mm Packing Size:360*335*575mm	Black titanium stainless steel (fixed temperature timing) (wall hanging type),1 pcs large faucet
13	Water Boiler	WB-8SA		Voltage:220v-240v~50Hz Power: 2.5kw Capacity: 8L Output capacity: 22L/hour N.W:6KG /G.W:7KG Product Size:190*240*520mm Packing Size:395*280*475mm	Black titanium stainless steel (constant temperature timing),1 pcs small faucet






## Product Brochure

NO.	Items Name	Model	Photos (for reference)	Specification	Remark
14	Water Boiler	WB-8SB		Voltage:220v-240v~50Hz Power: 2.5kw Capacity: 8L Output capacity: 22L/hour N.W:6KG /G.W:7KG Product Size:190*240*520mm Packing Size:395*280*475mm	Stainless steel (constant temperature timing),1 pcs small faucet
15	Water Boiler	WB-8SA-D		Voltage:220v-240v~50Hz Power: 2.5kw Capacity: 8L Output capacity: 22L/hour N.W:7KG /G.W:8KG Product Size:220*240*520mm Packing Size:395*280*475mm	Black titanium stainless steel (fixed temperature timing) (hot and cold double temperature),2 pcs small faucets
16	Water Boiler	WB-8SB-D		Voltage:220v-240v~50Hz Power: 2.5kw Capacity: 8L Output capacity: 22L/hour N.W:7KG /G.W:8KG Product Size:220*240*520mm Packing Size:395*280*475mm	Stainless steel (constant temperature timing) (hot and cold double temperature),2 pcs small faucets
17	Water Boiler	WB-10S		Voltage:220v-240v~50Hz Power: 2.5kw Capacity: 10L Output capacity: 35L/hour N.W:8KG /G.W:9KG Product Size:190*240*650mm Packing Size:395*240*685mm	Primary color snow stainless steel,1 pcs large faucet
18	Water Boiler	WB-20SA		Voltage:220v-240v~50Hz Power: 3kw Capacity: 20L Output capacity: 60L/hour N.W:9KG /G.W:10KG Product Size:190*280*690mm Packing Size:435*240*745mm	Black titanium stainless steel (constant temperature timing),1 pcs large faucet
19	Water Boiler	WB-20SB		Voltage:220v-240v~50Hz Power: 3kw Capacity: 20L Output capacity: 60L/hour N.W:9KG /G.W:10KG Product Size:190*280*690mm Packing Size:435*240*745mm	Stainless steel (constant temperature timing),1 faucet






## Product Brochure

NO.	Items Name	Model	Photos (for reference)	Specification	Remark
20	Water Boiler	WB-30SA		Voltage:220v-240v~50Hz Power: 3kw Capacity: 30L Output capacity: 90L/hour N.W:11KG /G.W:12KG Product Size:190*340*740mm Packing Size:490*240*795mm	Black stainless steel (constant temperature timing),1pcs faucet
21	Water Boiler	WB-30L		Voltage:220v-240v~50Hz Power: 3kw Capacity: 30L Output capacity: 90L/hour N.W:14KG /G.W:15KG Product Size:450*280*570mm Packing Size:505*435*625mm	Natural color snow stainless steel (fixed temperature timing),2pcs large faucets
22	Water Boiler	WB-40L		Voltage:220v-240v~50Hz Power: 3kw Capacity: 40L Output capacity: 120L/hour N.W:17KG /G.W:18KG Product Size:450*300*680mm Packing Size:505*455*730mm	Natural color snow stainless steel (fixed temperature timing),2pcs large faucets
23	Water Boiler	WB-60L		Voltage:380v~50Hz Power: 6kw Capacity: 60L Output capacity: 180L/hour N.W:21KG /G.W:22KG Product Size:450*340*780mm Packing Size:505*495*830mm	Natural color snow stainless steel (fixed temperature timing),2 large faucets
24	Water Boiler	WB-6LS		Max Level Capacity: 6.7L Full Cylinder Capacity: 8L Power:1500W Voltage:220-240V-50Hz Dimension: 230x230x412mm	Stainless steel Electrothermal water boiler( single-layer) Material: Body: SS304,0.45mm thickness Top handle: ABS Bottom gasket and faucet: PP Temperature adjustment range: 30°C-110°C
25	Water Boiler	WB-7LS		Max Level Capacity: 7L Full Cylinder Capacity: 8L Power:1500W Voltage:220-240V-50Hz Dimension: 230x230x420mm	Stainless steel Electrothermal water boiler( single-layer) Material: Body: SS304,0.45mm thickness Top handle: ABS Bottom gasket and faucet: PP Temperature adjustment range: 30°C-110°C
26	Water Boiler	WB-8LS		Max Level Capacity: 8L Full Cylinder Capacity: 9L Power:1500W Voltage:220-240V-50Hz Dimension: 230x230x452mm	Stainless steel Electrothermal water boiler( single-layer) Material: Body: SS304,0.45mm thickness Top handle: ABS Bottom gasket and faucet: PP Temperature adjustment range: 30°C-110°C

## Product Brochure

NO.	Items Name	Model	Photos (for reference)	Specification	Remark
27	Water Boiler	WB-10LS		Max Level Capacity: 10L Full Cylinder Capacity: 11L Power:1500W Voltage:220-240V-50Hz Dimension: 230x230x489mm	Stainless steel Electrothermal water boiler( single-layer) Material: Body: SS304,0.45mm thickness Top handle: ABS Bottom gasket and faucet: PP Temperature adjustment range: 30°C-110°C
28	Water Boiler	WB-15LS		Max Level Capacity: 15L Full Cylinder Capacity: 17.5L Power:2500W Voltage:220-240V-50Hz Dimension: 290x290x463mm	Stainless steel Electrothermal water boiler( single-layer) Material: Body: SS304,0.45mm thickness Top handle: ABS Bottom gasket and faucet: PP Temperature adjustment range: 30°C-110°C
29	Water Boiler	WB-18LS		Max Level Capacity: 18L Full Cylinder Capacity: 20L Power:2500W Voltage:220-240V-50Hz Dimension: 290x290x500mm	Stainless steel Electrothermal water boiler( single-layer) Material: Body: SS304,0.45mm thickness Top handle: ABS Bottom gasket and faucet: PP Temperature adjustment range: 30°C-110°C
30	Water Boiler	WB-22LS		Max Level Capacity: 22L Full Cylinder Capacity: 24.5L Power:2500W Voltage:220-240V-50Hz Dimension: 290x290x565mm	Stainless steel Electrothermal water boiler( single-layer) Material: Body: SS304,0.45mm thickness Top handle: ABS Bottom gasket and faucet: PP Temperature adjustment range: 30°C-110°C
31	Water Boiler	WB-25LS		Max Level Capacity: 25L Full Cylinder Capacity: 27.5L Power:2500W Voltage:220-240V-50Hz Dimension: 290x290x620mm	Stainless steel Electrothermal water boiler( single-layer) Material: Body: SS304,0.45mm thickness Top handle: ABS Bottom gasket and faucet: PP Temperature adjustment range: 30°C-110°C
32	Water Boiler	WB-6LD		Max Level Capacity: 6L Full Cylinder Capacity: 7L Power:1500W Voltage:220-240V-50Hz Dimension: 230x230x420mm	Stainless steel Electrothermal water boiler( Double-layer) Material: Body: SS304,0.45mm thickness Top handle: ABS Bottom gasket and faucet: PP Temperature adjustment range: 30°C-110°C
33	Water Boiler	WB-7LD		Max Level Capacity: 7L Full Cylinder Capacity: 8L Power:1500W Voltage:220-240V-50Hz Dimension: 230x230x440mm	Stainless steel Electrothermal water boiler( Double-layer) Material: Body: SS304,0.45mm thickness Top handle: ABS Bottom gasket and faucet: PP Temperature adjustment range: 30°C-110°C
34	Water Boiler	WB-8LD		Max Level Capacity: 8L Full Cylinder Capacity: 9L Power:1500W Voltage:220-240V-50Hz Dimension: 230x230x472mm	Stainless steel Electrothermal water boiler( Double-layer) Material: Body: SS304,0.45mm thickness Top handle: ABS Bottom gasket and faucet: PP Temperature adjustment range: 30°C-110°C

## Product Brochure

NO.	Items Name	Model	Photos (for reference)	Specification	Remark
35	Water Boiler	WB-10LD		Max Level Capacity: 9L Full Cylinder Capacity: 10L Power:1500W Voltage:220-240V-50Hz Dimension: 230x230x510mm	Stainless steel Electrothermal water boiler( Double-layer) Material: Body: SS304,0.45mm thickness Top handle: ABS Bottom gasket and faucet: PP Temperature adjustment range: 30°C-110°C
36	Water Boiler	WB-15LD		Max Level Capacity: 14L Full Cylinder Capacity: 15.5L Power:2500W Voltage:220-240V-50Hz Dimension: 290x290x485mm	Stainless steel Electrothermal water boiler( Double-layer) Material: Body: SS304,0.45mm thickness Top handle: ABS Bottom gasket and faucet: PP Temperature adjustment range: 30°C-110°C
37	Water Boiler	WB-18LD		Max Level Capacity: 16L Full Cylinder Capacity:18L Power:2500W Voltage:220-240V-50Hz Dimension: 290x290x515mm	Stainless steel Electrothermal water boiler( Double-layer) Material: Body: SS304,0.45mm thickness Top handle: ABS Bottom gasket and faucet: PP Temperature adjustment range: 30°C-110°C
38	Water Boiler	WB-22LD		Max Level Capacity: 20L Full Cylinder Capacity: 22L Power:2500W Voltage:220-240V-50Hz Dimension: 290x290x580mm	Stainless steel Electrothermal water boiler( Double-layer) Material: Body: SS304,0.45mm thickness Top handle: ABS Bottom gasket and faucet: PP Temperature adjustment range: 30°C-110°C
39	Water Boiler	WB-25LD		Max Level Capacity: 23L Full Cylinder Capacity: 25L Power:2500W Voltage:220-240V-50Hz Dimension: 290x290x643mm	Stainless steel Electrothermal water boiler( Double-layer) Material: Body: SS304,0.45mm thickness Top handle: ABS Bottom gasket and faucet: PP Temperature adjustment range: 30°C-110°C