





Product Brochure

| NO. | Items Name | Model | Photos (for reference) | Specification | Remark |
|-----|-------------------|--------|---|---|--|
| 1 | Ice Cream Machine | ICH18 |  | Voltage: 220V/50Hz Power:1850W Hopper Capacity: 5.8L*2 Hourly Capacity: 18-20L/H Dimension: 520*720*780mm N.W.: 95KG G.W.: 105KG | <ul style="list-style-type: none"> ● Material:Stainless Steel 201 ● Compressor Brand: Panasonic ● Refrigerant: R22 ● Certification: CE |
| 2 | Ice Cream Machine | ICH25 |  | Voltage: 220V/50Hz Power:2200W Hopper Capacity: 5.8L*2 Hourly Capacity: 22-28L/H Dimension: 520*720*780mm N.W.: 95KG G.W.: 105KG | <ul style="list-style-type: none"> ● Material:Stainless Steel 201 ● Compressor Brand: Panasonic ● Refrigerant: R22 ● Certification: CE |
| 3 | Ice Cream Machine | ICH18L |  | Voltage: 220V/50HZ Power:1850W Capacity:5.8L*2 Refrigerant:R22 Hourly Capacity:18-20L/H Dimension:520*720*1280mm | <ul style="list-style-type: none"> ● Material:Stainless Steel 201 ● Compressor Brand: Panasonic ● Refrigerant: R22 ● Certification: CE |
| 4 | Ice Cream Machine | ICH25L |  | Voltage: 220V/50HZ Power:2200W Capacity:5.8L*2 Refrigerant:R22 Hourly Capacity:22-28L/H Dimension:520*720*1280mm | <ul style="list-style-type: none"> ● Material:Stainless Steel 201 ● Compressor Brand: Panasonic ● Refrigerant: R22 ● Certification: CE |
| 5 | Ice Cream Machine | ICH36L |  | Voltage: 220V/50HZ Power:2800W Capacity:7.2L*2 Refrigerant:R22 Hourly Capacity:32-36L/H Dimension:520*720*1410mm | <ul style="list-style-type: none"> ● Material:Stainless Steel 201 ● Compressor Brand: Panasonic ● Refrigerant: R22 ● Certification: CE |