


























NO.	Items Name	Model	Photos (for reference)	Specification	Remark
1	Stainless Steel Worktable Without Backsplash	SW-6062		Dimension (LxWxH): 600*600*850mm Packing Size: 860*730*160mm Top Plate Thickness: 0.8mm Base Plate Thickness: 0.8mm N.W/G.W:14.2/15.2KG	<ul style="list-style-type: none"> • SquareTube • Without Back Splash • Non-adjustable Bottom Plate • With reinforcing rib • Top plate with MDF board • Material: Stainless Steel 201 • Certification: LFGB
2	Stainless Steel Worktable Without Backsplash	SW-8062		Dimension (LxWxH): 800*600*850mm Packing Size: 860*730*160mm Top Plate Thickness: 0.8mm Base Plate Thickness: 0.8mm	<ul style="list-style-type: none"> • SquareTube • Without Back Splash • Non-adjustable Bottom Plate • With reinforcing rib • Top plate with MDF board • Material: Stainless Steel 201 • Certification: LFGB
3	Stainless Steel Worktable Without Backsplash	SW-10062		Dimension (LxWxH): 1000*600*850mm Packing Size: 1060*655*160mm Top Plate Thickness: 0.8mm Base Plate Thickness: 0.8mm N.W/G.W:20.2/21.2KG	<ul style="list-style-type: none"> • SquareTube • Without Back Splash • With Reinforcing Rib • Top plate with MDF board • Non-adjustable bottom plate • Material: Stainless Steel 201 • Certification: LFGB
4	Stainless Steel Worktable Without Backsplash	SW-12062		Dimension (LxWxH): 1200*600*850mm Packing Size: 1260*655*160mm Top Plate Thickness: 0.8mm Base Plate Thickness: 0.8mm N.W/G.W:24.8/25.8KG	<ul style="list-style-type: none"> • Square Tube • Without Back Splash • With Reinforcing Rib • Top plate with MDF board • Non-adjustable bottom plate • Material: Stainless Steel 201 • Certification: LFGB
5	Stainless Steel Worktable Without Backsplash	SW-14062		Dimension (LxWxH): 1400*600*850mm Packing Size: 1460*655*160mm Top Plate Thickness: 0.8mm Base Plate Thickness: 0.8mm N.W/G.W.:26.35/27.35kg	<ul style="list-style-type: none"> • Square Tube • Without Back Splash • With Reinforcing Rib • Top plate with MDF board • Non-adjustable bottom plate • Material: Stainless Steel 201 • Certification: LFGB

NO.	Items Name	Model	Photos (for reference)	Specification	Remark
6	Stainless Steel Worktable Without Backsplash	SW-15062		Dimension (LxWxH): 1500*600*850mm Packing Size: 1560*655*160mm Top Plate Thickness: 0.8mm Base Plate Thickness: 0.8mm	<ul style="list-style-type: none"> • Square Tube • Without Back Splash • With Reinforcing Rib • Top plate with MDF board • Non-adjustable bottom plate • Material: Stainless Steel 201 • Certification: LFGB
7	Stainless Steel Worktable Without Backsplash	SW-16062		Dimension (LxWxH): 1600*600*850mm Packing Size: 1660*655*160mm Top Plate Thickness: 0.8mm Base Plate Thickness: 0.8mm	<ul style="list-style-type: none"> • Square Tube • Without Back Splash • With Reinforcing Rib • Top plate with MDF board • Non-adjustable bottom plate • Material: Stainless Steel 201 • Certification: LFGB
8	Stainless Steel Worktable Without Backsplash	SW-18062		Dimension (LxWxH): 1800*600*850mm Packing Size: 1860*655*160mm Top Plate Thickness: 0.8mm Base Plate Thickness: 0.8mm	<ul style="list-style-type: none"> • Square Tube • Without Back Splash • With Reinforcing Rib • Top plate with MDF board • Non-adjustable bottom plate • Material: Stainless Steel 201 • Certification: LFGB
9	Stainless Steel Worktable Without Backsplash	SW-20062		Dimension (LxWxH): 2000*600*850mm Packing Size: 2060*655*160mm Top Plate Thickness: 0.8mm Base Plate Thickness: 0.8mm N.W/G.W.:35.95/36.95KG	<ul style="list-style-type: none"> • Square Tube • Without Back Splash • With Reinforcing Rib • Top plate with MDF board • Non-adjustable bottom plate • Material: Stainless Steel 304 • Certification: LFGB
10	Stainless Steel Worktable Without Backsplash	SW-6072		Dimension (LxWxH): 600*700*850mm Packing Size: 860*730*160mm Top Plate Thickness: 0.8mm Base Plate Thickness: 0.8mm N.W/G.W.:16.05/17.05KG	<ul style="list-style-type: none"> • SquareTube • Without Back Splash • Non-adjustable Bottom Plate • With reinforcing rib • Top plate with MDF board • Material: Stainless Steel 201 • Certification: LFGB

NO.	Items Name	Model	Photos (for reference)	Specification	Remark
11	Stainless Steel Worktable Without Backsplash	SW-8072		Dimension (LxWxH): 800*700*850mm Packing Size: 860*755*160mm Top Plate Thickness: 0.8mm Base Plate Thickness: 0.8mm N.W/G.W.:18.95/19.95KG	<ul style="list-style-type: none"> • SquareTube • Without Back Splash • Non-adjustable Bottom Plate • With reinforcing rib • Top plate with MDF board • Material: Stainless Steel 201 • Certification: LFGB
12	Stainless Steel Worktable Without Backsplash	SW-10072		Dimension (LxWxH): 1000*700*850mm Packing Size: 1060*755*160mm Top Plate Thickness: 0.8mm Base Plate Thickness: 0.8mm	<ul style="list-style-type: none"> • SquareTube • Without Back Splash • With Reinforcing Rib • Top plate with MDF board • Non-adjustable bottom plate • Material: Stainless Steel 201 • Certification: LFGB
13	Stainless Steel Worktable Without Backsplash	SW-12072		Dimension (LxWxH): 1200*700*850mm Packing Size: 1260*755*160mm Top Plate Thickness: 0.8mm Base Plate Thickness: 0.8mm	<ul style="list-style-type: none"> • Square Tube • Without Back Splash • With Reinforcing Rib • Top plate with MDF board • Non-adjustable bottom plate • Material: Stainless Steel 304 • Certification: LFGB
14	Stainless Steel Worktable Without Backsplash	SW-14072		Dimension (LxWxH): 1400*700*850mm Packing Size: 1460*755*160mm Top Plate Thickness: 0.8mm Base Plate Thickness: 0.8mm	<ul style="list-style-type: none"> • Square Tube • Without Back Splash • With Reinforcing Rib • Top plate with MDF board • Non-adjustable bottom plate • Material: Stainless Steel 304 • Certification: LFGB
15	Stainless Steel Worktable Without Backsplash	SW-15072		Dimension (LxWxH): 1500*700*850mm Packing Size: 1560*755*160mm Top Plate Thickness: 0.8mm Base Plate Thickness: 0.8mm	<ul style="list-style-type: none"> • Square Tube • Without Back Splash • With Reinforcing Rib • Top plate with MDF board • Non-adjustable bottom plate • Material: Stainless Steel 304 • Certification: LFGB

NO.	Items Name	Model	Photos (for reference)	Specification	Remark
16	Stainless Steel Worktable Without Backsplash	SW-16072		Dimension (LxWxH): 1600*700*850mm Packing Size: 1660*755*160mm Top Plate Thickness: 0.8mm Base Plate Thickness: 0.8mm	<ul style="list-style-type: none"> • Square Tube • Without Back Splash • With Reinforcing Rib • Top plate with MDF board • Non-adjustable bottom plate • Material: Stainless Steel 304 • Certification: LFGB
17	Stainless Steel Worktable Without Backsplash	SW-18072		Dimension (LxWxH): 1800*700*850mm Packing Size: 1860*755*160mm Top Plate Thickness: 0.8mm Base Plate Thickness: 0.8mm	<ul style="list-style-type: none"> • Square Tube • Without Back Splash • With Reinforcing Rib • Top plate with MDF board • Non-adjustable bottom plate • Material: Stainless Steel 304 • Certification: LFGB
18	Stainless Steel Worktable Without Backsplash	SW-20072		Dimension (LxWxH): 2000*700*850mm Packing Size: 2060*755*160mm Top Plate Thickness: 0.8mm Base Plate Thickness: 0.8mm	<ul style="list-style-type: none"> • Square Tube • Without Back Splash • With Reinforcing Rib • Top plate with MDF board • Non-adjustable bottom plate • Material: Stainless Steel 201 • Certification: LFGB
19	Stainless Steel Worktable Without Backsplash	SW-10082		Dimension (LxWxH): 1000*800*850mm Packing Size: 1060*855*160mm Top Plate Thickness: 0.8mm Base Plate Thickness: 0.8mm	<ul style="list-style-type: none"> • Square Tube • Without Back Splash • With Reinforcing Rib • Top plate with MDF board • Non-adjustable bottom plate • Material: Stainless Steel 201 • Certification: LFGB
20	Stainless Steel Worktable Without Backsplash	SW-12082		Dimension (LxWxH): 1200*800*850mm Packing Size: 1260*855*160mm Top Plate Thickness: 0.8mm Base Plate Thickness: 0.8mm	<ul style="list-style-type: none"> • Square Tube • Without Back Splash • With Reinforcing Rib • Top plate with MDF board • Non-adjustable bottom plate • Material: Stainless Steel 201 • Certification: LFGB

NO.	Items Name	Model	Photos (for reference)	Specification	Remark
21	Stainless Steel Worktable Without Backsplash	SW-14082		Dimension (LxWxH): 1400*800*850mm Packing Size: 1460*855*160mm Top Plate Thickness: 0.8mm Base Plate Thickness: 0.8mm	<ul style="list-style-type: none"> • Square Tube • Without Back Splash • With Reinforcing Rib • Top plate with MDF board • Non-adjustable bottom plate • Material: Stainless Steel 201 • Certification: LFGB
22	Stainless Steel Worktable Without Backsplash	SW-15082		Dimension (LxWxH): 1500*800*850mm Packing Size: 1560*855*160mm Top Plate Thickness: 0.8mm Base Plate Thickness: 0.8mm	<ul style="list-style-type: none"> • Square Tube • Without Back Splash • With Reinforcing Rib • Top plate with MDF board • Non-adjustable bottom plate • Material: Stainless Steel 201 • Certification: LFGB
23	Stainless Steel Worktable Without Backsplash	SW-16082		Dimension (LxWxH): 1600*800*850mm Packing Size: 1660*855*160mm Top Plate Thickness: 0.8mm Base Plate Thickness: 0.8mm	<ul style="list-style-type: none"> • Square Tube • Without Back Splash • With Reinforcing Rib • Top plate with MDF board • Non-adjustable bottom plate • Material: Stainless Steel 201 • Certification: LFGB
24	Stainless Steel Worktable Without Backsplash	SW-18082		Dimension (LxWxH): 1800*800*850mm Packing Size: 1860*855*160mm Top Plate Thickness: 0.8mm Base Plate Thickness: 0.8mm	<ul style="list-style-type: none"> • Square Tube • Without Back Splash • With Reinforcing Rib • Top plate with MDF board • Non-adjustable bottom plate • Material: Stainless Steel 201 • Certification: LFGB
25	Stainless Steel Worktable Without Backsplash	SW-20082		Dimension (LxWxH): 2000*800*850mm Packing Size: 2060*855*160mm Top Plate Thickness: 0.8mm Base Plate Thickness: 0.8mm	<ul style="list-style-type: none"> • Square Tube • Without Back Splash • With Reinforcing Rib • Top plate with MDF board • Non-adjustable bottom plate • Material: Stainless Steel 201 • Certification: LFGB



Product Brochure

MARCHEF CO.,LIMITED

Address: No 11 building. No 3.Nanzhuang Road.
Lianhu Village,Shatou Street,Panyu Area.Guangdong

NO.	Items Name	Model	Photos (for reference)	Specification	Remark
-----	------------	-------	---------------------------	---------------	--------